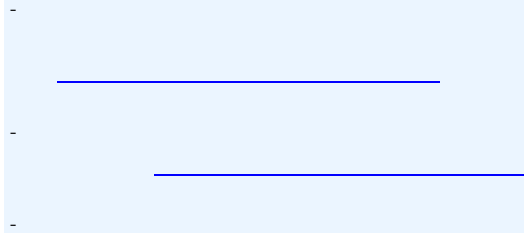



# Sutterville Elementary School

## 2022-2023 School Accountability Report Card (Published During the 2023-2024 School Year)

### General Information about the School Accountability Report Card (SARC)

#### SARC Overview



#### DataQuest









**Class Assignments**

Indicator	2020-21	2021-22
Misassignments for English Learners		
No credential, permit or authorization to teach		

**2023-24 Quality, Currency, Availability of Textbooks and Other Instructional Materials**

--




**History-Social Science**

**Foreign Language**



<b>Health</b>			



**B. Pupil Outcomes**

**State Priority: Pupil Achievement**





**CAASPP Test Results in Science for All Students**

Subject	School 2021-22	School 2022-23	District 2021-22	District 2022-23	State
---------	-------------------	-------------------	---------------------	---------------------	-------


**2022-23 California Physical Fitness Test Results**

<b>Grade Level</b>	<b>Component 1: Aerobic Capacity</b>	<b>Component 2: Abdominal Strength and Endurance</b>	<b>Component 3: Trunk Extensor and Strength and Flexibility</b>	<b>Component 4: Upper Body Strength and Endurance</b>	<b>Component 5:</b>
--------------------	--	--	---	---	---------------------











**2022-23 Student Support Services Staff**

Title	Number of FTE Assigned to School
Counselor (Academic, Social/Behavioral or Career Development)	
Library Media Teacher (Librarian)	

## Fiscal Year 2022-23 Types of Services Funded

- 
- 
- 
- 
- 
- 
- 
- 
- 
- 
- 

## Fiscal Year 2021-22 Teacher and Administrative Salaries

Category	District Amount	State Average for Districts in Same Category
Beginning Teacher Salary		
Mid-Range Teacher Salary		
Highest Teacher Salary		
Average Principal Salary (Elementary)		
Average Principal Salary (Middle)		
Average Principal Salary (High)	FW 56,000 (be) 66,000	EP

