

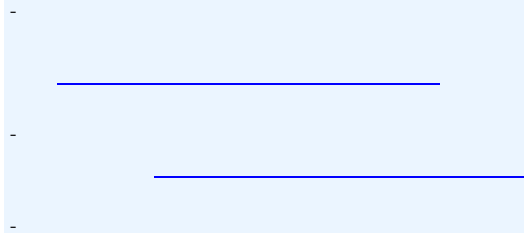

Father Keith B. Kenny Elementary School

2022-2023 School Accountability Report Card

(Published During the 2023-2024 School Year)

General Information about the School Accountability Report Card (SARC)

SARC Overview



DataQuest

2023-24 School Contact Information

School Name

--	--

Class Assignments

Indicator	2020-21	2021-22
Misassignments for English Learners		
No credential, permit or authorization to teach		

2023-24 Quality, Currency, Availability of Textbooks and Other Instructional Materials

--

Year and month in which the data were collected

Subject	Textbooks and Other Instructional Materials/year of Adoption	From Most Recent Adoption ?
Reading/Language Arts		

School Facility Conditions and Planned Improvements

--

Year and month of the most recent FIT report

--

System Inspected	Rate Good	Rate Fair	Rate Poor	Repair Needed and Action Taken or Planned
------------------	--------------	--------------	--------------	---

B. Pupil Outcomes

State Priority: Pupil Achievement

Statewide Assessments

Smarter Balanced Summative Assessments and CAAs for ELA

Smarter Balanced Summative Assessments and CAAs for mathematics

California Science Test (CAST) and CAAs for Science

College and Career Ready

Percentage of Students Meeting or Exceeding the State Standard on CAASPP

Subject	School 2021-22	School 2022-23	District 2021-22	District 2022-23	State 2021-22	State 2022-23
English Language Arts/Literacy						
Mathematics						

2022-23 CAASPP Test Results in ELA by Student Group

CAASPP Student Groups	CAASPP Total Enrollment	CAASPP Number Tested	CAASPP Percent Tested	CAASPP Percent Not Tested	CAASPP
----------------------------------	--	-------------------------------------	--------------------------------------	--	---------------

CAASPP Test Results in Science for All Students

Subject	School 2021-22	School 2022-23	District 2021-22	District 2022-23	State 2021-22	State 2022-23
Science						


2022-23 Suspensions and Expulsions by Student Group

Student Group	Suspensions Rate	Expulsions Rate
All Students		
Female		
Male		
Non-Binary		
American Indian or Alaska Native		
Asian		
Black or African American		
Filipino		
Hispanic or Latino		
Native Hawaiian or Pacific Islander		
Two or More Races		
White		
English Learners		
Foster Youth		
Homeless		
Socioeconomically Disadvantaged		
Students Receiving Migrant Education Services		
Students with Disabilities		

2023-24 School Safety Plan



Fiscal Year 2022-23 Types of Services Funded



Professional Development

Empty area for notes or details.

Subject	2021-22	2022-23	2023-24
Number of school days dedicated to Staff Development and Continuous Improvement			